


3-1/8" MEDIUM SPEED / HIGH TORQUE / HIGH FLOW

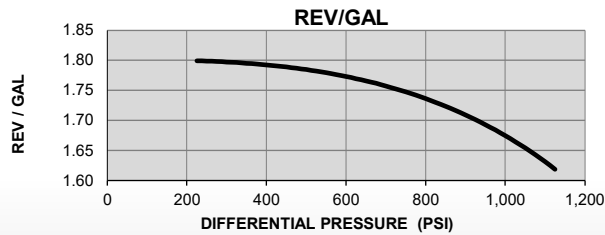
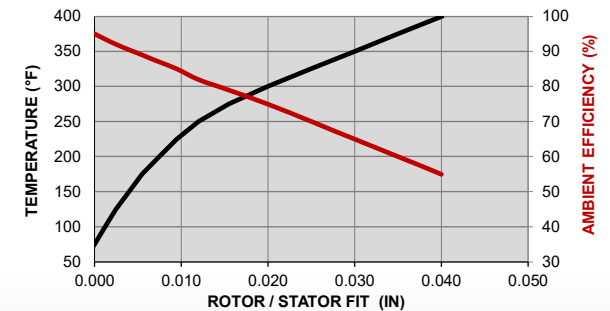
SPECIFICATIONS		
Operating Flow Rate	110 - 210 GPM	416 - 795 LPM
Developed Power	110.7 Hp	82.5 Kw
Maximum Developed Torque	2,500 Ft-Lbs	3,390 N-m
Rotor Eccentricity	0.123 in	3.12 mm
Speed @ No Load	198 - 378 RPM	198 - 378 RPM
Revs Per Volume @ No Load	1.80 Rev/Gal	0.48 Rev/L
Differential Pressure @ No Load	225 PSI	1.6 MPa
Speed @ Full Load	178 - 340 RPM	178 - 340 RPM
Revs Per Volume @ Full Load	1.62 Rev/Gal	0.43 Rev/L
Differential Pressure @ Full Load	1,125 PSI	7.8 MPa

ROTOR DIMENSIONS		
Overall Rotor Length	106.0 in	2,692 mm
Rotor Head Length	5.00 in	127.0 mm
Rotor Head Diameter	2.13 in	54.0 mm
Rotor Peak to Valley (std.)	1.909 in	48.49 mm
Rotor Weight	90 Lbs	40.6 Kg
STATOR DIMENSIONS		
Overall Stator Length	115.0 in	2,921 mm
Stator Outside Diameter	3.13 in	79.4 mm
Stator Inside Diameter	2.63 in	66.7 mm
Elastomer Cutback Length	5.0 in	127 mm
Stator Weight	80 Lbs	36.1 Kg
ROTOR / STATOR FIT +/- 0.005 in [.13 mm]		
Standard Fit @ 72°F (22°C)		
1X Oversize @ 72°F (22°C)		
2X Oversize @ 72°F (22°C)	0.020 in	0.51 mm
3X Oversize @ 72°F (22°C)		

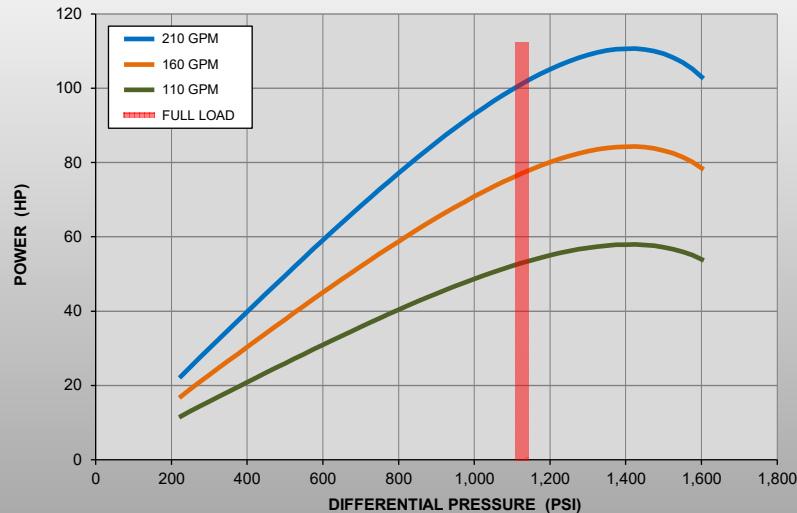
Lobes 7:8
Stages 4.5



RECOMMENDED ROTOR / STATOR FIT



POWER CURVE



PERFORMANCE CURVE

